

Comparing 04/14/2023* to:
04/19/2024

94 Days to Summer 2024 Census on: 7/22/2024

*Comparing days to Census	Resident				Non-Resident Foreign				Non-Resident USA				Total						
	2023	2024	N Δ	% Δ	2023	2024	N Δ	% Δ	2023	2024	N Δ	% Δ	2023	2024	Target	Target Δ	Target % Δ	N Δ	% Δ
New Students																			
FT Freshmen	0	0	0	-	0	0	0	-	0	0	0	-	0	0					
LD Transfer	0	0	0	-	0	0	0	-	0	0	0	-	0	0					
UD Transfer	0	0	0	-	0	0	0	-	0	0	0	-	0	0					
PostBac	5	0	-5	-100%	0	0	0	-	0	0	0	-	5	0					
PostBac Cr	0	0	0	-	0	0	0	-	0	0	0	-	0	0					
Masters	3	0	-3	-100%	0	0	0	-	0	0	0	-	3	0					
Doctoral	0	0	0	-	0	0	0	-	0	0	0	-	0	0					
Total	8	0	-8	-100%	0	0	0	-	0	0	0	-	8	0					
Continue/Return																			
Freshmen	115	104	-11	-10%	2	4	2	100%	0	0	0	-	117	108					
Sophomores	252	216	-36	-14%	7	3	-4	-57%	1	0	-1	-100%	260	219					
Juniors	1,450	1,238	-212	-15%	13	9	-4	-31%	0	1	1	-	1,463	1,248					
Seniors	1,684	1,387	-297	-18%	25	25	0	0%	0	1	1	-	1,709	1,413					
PostBac	1	3	2	200%	0	0	0	-	0	0	0	-	1	3					
PostBac Cr	6	5	-1	-17%	0	0	0	-	0	0	0	-	6	5					
Masters	214	199	-15	-7%	70	70	0	0%	2	1	-1	-50%	286	270					
Doctoral	2	3	1	50%	0	0	0	-	0	0	0	-	2	3					
Return fr Absence	0	0	0	-	0	0	0	-	0	0	0	-	0	0					
Transitory	0	0	0	-	0	0	0	-	0	0	0	-	0	0					
Total	3,724	3,155	-569	-15%	117	111	-6	-5%	3	3	0	0%	3,844	3,269					
Total Headcount	3,732	3,155	-577	-15%	117	111	-6	-5%	3	3	0	0%	3,852	3,269		3,269			
FTES All Students																			
FT Freshmen	0.00	0.00	0.00	-	0.00	0.00	0.00	-	0.00	0.00	0	-	0.00	0.00					
Freshmen	46.67	42.47	-4.20	-9%	1.73	2.13	0.40	23%	0.00	0.00	0	-	48.40	44.60					
Sophomores	103.73	95.13	-8.60	-8%	4.73	2.00	-2.73	-58%	0.80	0.00	-1	-100%	109.26	97.13					
Juniors	651.13	590.07	-61.06	-9%	9.33	5.13	-4.20	-45%	0.00	0.80	1	-	660.46	596.00					
Seniors	699.40	589.13	-110.27	-16%	11.67	14.13	2.46	21%	0.00	0.40	0	-	711.07	603.66					
PostBac	2.20	0.60	-1.60	-73%	0.00	0.00	0.00	-	0.00	0.00	0	-	2.20	0.60					
PostBac Cr	1.60	2.07	0.47	29%	0.00	0.00	0.00	-	0.00	0.00	0	-	1.60	2.07					
Masters	97.00	98.17	1.17	1%	33.00	33.00	0.00	0%	1.00	0.67	0	-33%	131.00	131.84					
Doctoral	1.25	1.00	-0.25	-20%	0.00	0.00	0.00	-	0.00	0.00	0	-	1.25	1.00					
Return fr Absence	0.00	0.00	0.00	-	0.00	0.00	0.00	-	0.00	0.00	0	-	0.00	0.00					
Transitory	0.00	0.00	0.00	-	0.00	0.00	0.00	-	0.00	0.00	0	-	0.00	0.00					
Total FTES	1,602.98	1,418.64	-184.34	-11%	60.46	56.39	-4.07	-7%	1.80	1.87	0	4%	1,665.24	1,476.90		1,477			
Mean Unit Load																			
FT Freshmen	-	-	-	-	-	-	-	-	-	-	-	-	-	-					
Freshmen	6.09	6.13	0.04	0.6%	12.98	7.99	-4.99	-38.4%	-	-	-	-	6.21	6.19					
Sophomores	6.17	6.61	0.43	7.0%	10.14	10.00	-0.14	-1.3%	12.00	-	-	-	6.30	6.65					
Juniors	6.74	7.15	0.41	6.1%	10.77	8.55	-2.22	-20.6%	-	12.00	-	-	6.77	7.16					
Seniors	6.23	6.37	0.14	2.3%	7.00	8.48	1.48	21.1%	-	6.00	-	-	6.24	6.41					
PostBac	5.50	3.00	-2.50	-45.5%	-	-	-	-	-	-	-	-	5.50	3.00					
PostBac Cr	4.00	6.21	2.21	55.3%	-	-	-	-	-	-	-	-	4.00	6.21					
Masters	5.36	5.92	0.56	10.4%	5.66	5.66	0.00	0.0%	6.00	8.04	2.04	34.0%	5.44	5.86					
Doctoral	7.50	4.00	-3.50	-46.7%	-	-	-	-	-	-	-	-	7.50	4.00					
Total	6.36	6.65	0.29	4.5%	6.91	6.73	-0.18	-2.6%	8.00	8.68	0.68	8.5%	6.38	6.65					
FTES College of Disc																			
A&L	267.70	253.95	-13.75	-5%	4.40	3.00	-1.40	-32%	0.20	0.00	-0.20	-100%	272.30	256.95					
BPA	363.78	330.58	-33.20	-9%	29.08	15.93	-13.15	-45%	1.00	0.93	-0.07	-7%	393.86	347.44					
Educ	12.30	10.00	-2.30	-19%	.00	.00	0.00	-	0.00	0.00	0.00	-	12.30	10.00					
NSci	365.42	341.50	-23.92	-7%	23.98	35.13	11.15	46%	0.00	0.93	0.93	-	389.40	377.56					
SBS	593.78	482.60	-111.18	-19%	3.00	2.33	-0.67	-22%	0.60	0.00	-0.60	-100%	597.38	484.93					
UNV	0.00	0.00	0.00	-	.00	.00	0.00	-	0.00	0.00	0.00	-	0.00	0.00					
Total	1,602.98	1,418.63	-184.35	-12%	60.46	56.39	-4.07	-7%	1.80	1.86	0.06	3%	1,665.24	1,476.88					

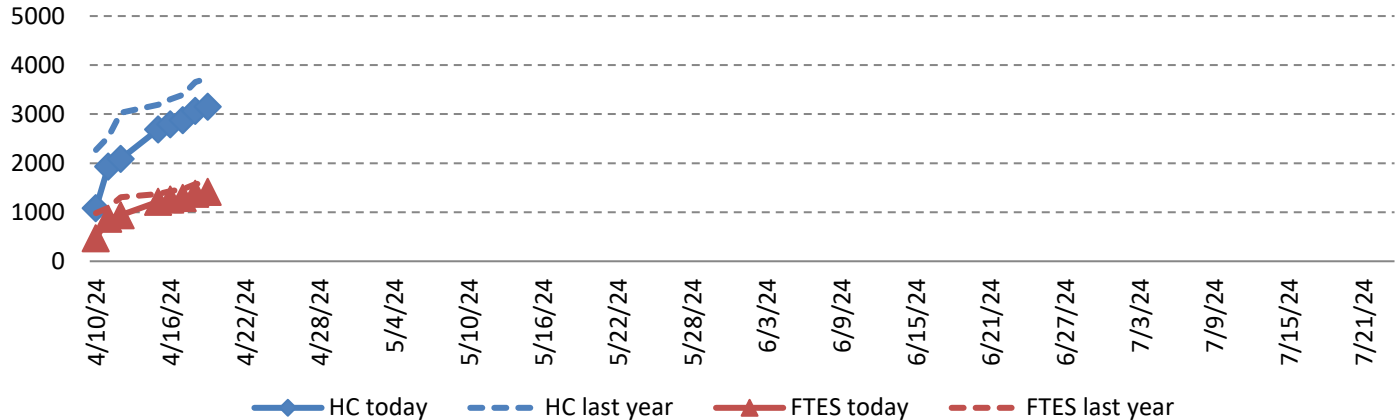
Units < 6.1	Resident	NR Foreign	NR USA	Total
Undergrad	3501	47	1	3549
PostB	6	0	0	6
PostB Cr	6	0	0	6
Masters	217	70	2	289
Doctoral	2	0	0	2
Total	3732	117	3	3852

Units > 6.0	Resident	NR Foreign	NR USA	Total
Undergrad	2945	41	2	2988
PostB	3	0	0	3
PostB Cr	5	0	0	5
Masters	199	70	1	270
Doctoral	3	0	0	3
Total	3155	111	3	3269

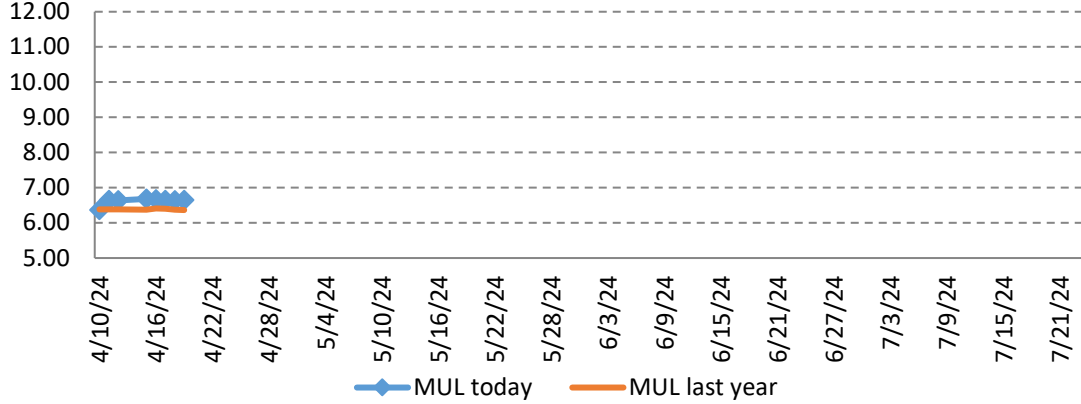
04/19/2024

94 Days to Summer 2024 Census on: 7/22/2024

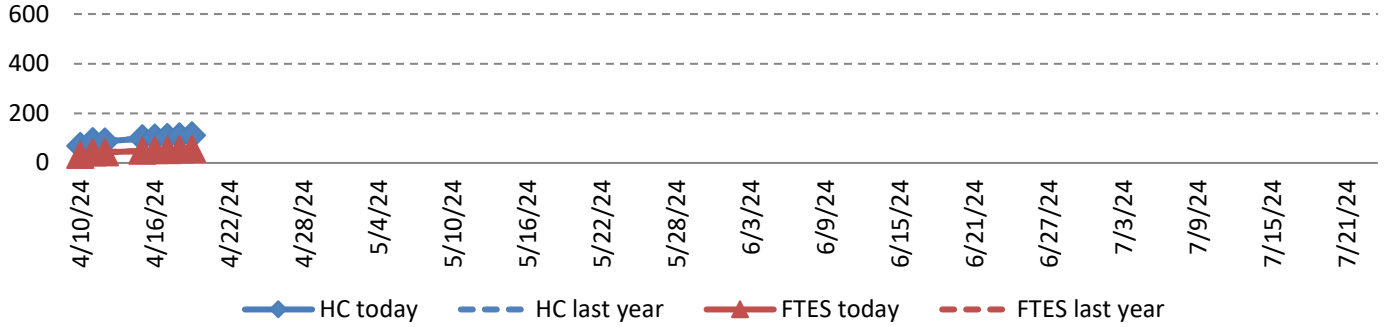
Resident Headcount & FTE



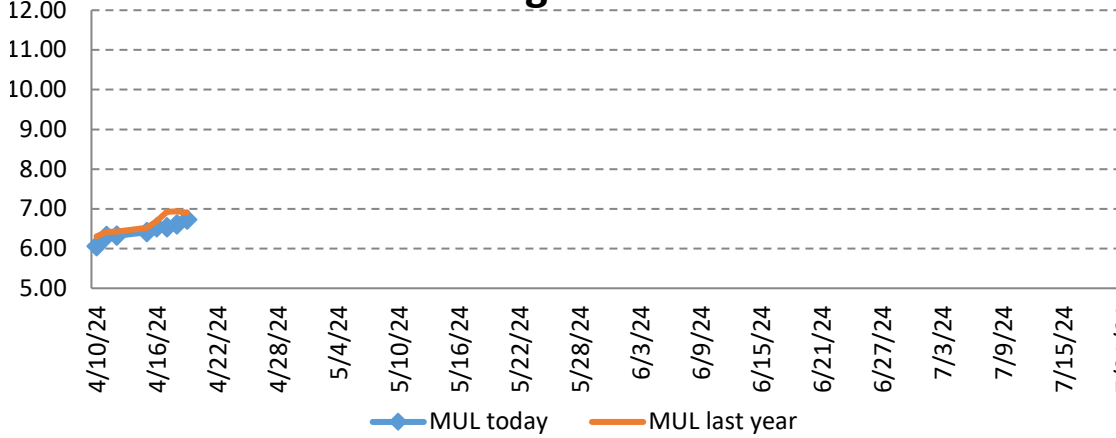
Resident Mean Unit Load



Non-Res Foreign Headcount & FTE



Non-Res Foreign Mean Unit Load



Comparing 04/13/2023* to:
04/18/2024

95 Days to Summer 2024 Census on: 7/22/2024

*Comparing days to Census

	Resident				Non-Resident Foreign				Non-Resident USA				Total						
	2023	2024	N Δ	% Δ	2023	2024	N Δ	% Δ	2023	2024	N Δ	% Δ	2023	2024	Target	Target Δ	Target % Δ	N Δ	% Δ
New Students																			
FT Freshmen	0	0	0	-	0	0	0	-	0	0	0	-	0	0					
LD Transfer	0	0	0	-	0	0	0	-	0	0	0	-	0	0					
UD Transfer	0	0	0	-	0	0	0	-	0	0	0	-	0	0					
PostBac	4	0	-4	-100%	0	0	0	-	0	0	0	-	4	0					
PostBac Cr	0	0	0	-	0	0	0	-	0	0	0	-	0	0					
Masters	2	0	-2	-100%	0	0	0	-	0	0	0	-	2	0					
Doctoral	0	0	0	-	0	0	0	-	0	0	0	-	0	0					
Total	6	0	-6	-100%	0	0	0	-	0	0	0	-	6	0					
Continue/Return																			
Freshmen	105	93	-12	-11%	2	3	1	50%	0	0	0	-	107	96					
Sophomores	232	196	-36	-16%	7	3	-4	-57%	1	0	-1	-100%	240	199					
Juniors	1,426	1,211	-215	-15%	12	9	-3	-25%	0	1	1	-	1,438	1,221					
Seniors	1,671	1,369	-302	-18%	25	24	-1	-4%	0	1	1	-	1,696	1,394					
PostBac	1	3	2	200%	0	0	0	-	0	0	0	-	1	3					
PostBac Cr	5	5	0	0%	0	0	0	-	0	0	0	-	5	5					
Masters	207	189	-18	-9%	67	68	1	1%	2	1	-1	-50%	276	258					
Doctoral	2	4	2	100%	0	0	0	-	0	0	0	-	2	4					
Return fr Absence	0	0	0	-	0	0	0	-	0	0	0	-	0	0					
Transitory	0	0	0	-	0	0	0	-	0	0	0	-	0	0					
Total	3,649	3,070	-579	-16%	113	107	-6	-5%	3	3	0	0%	3,765	3,180					
Total Headcount	3,655	3,070	-585	-16%	113	107	-6	-5%	3	3	0	0%	3,771	3,180					3,180 -
FTES All Students																			
FT Freshmen	0.00	0.00	0.00	-	0.00	0.00	0.00	-	0.00	0.00	0	-	0.00	0.00					
Freshmen	42.20	38.40	-3.80	-9%	1.73	1.07	-0.66	-38%	0.00	0.00	0	-	43.93	39.47					
Sophomores	95.73	85.80	-9.93	-10%	4.73	1.80	-2.93	-62%	0.80	0.00	-1	-100%	101.26	87.60					
Juniors	640.60	577.27	-63.33	-10%	8.73	4.93	-3.80	-44%	0.00	0.80	1	-	649.33	583.00					
Seniors	694.27	580.07	-114.20	-16%	11.67	13.53	1.86	16%	0.00	0.40	0	-	705.94	594.00					
PostBac	1.80	0.60	-1.20	-67%	0.00	0.00	0.00	-	0.00	0.00	0	-	1.80	0.60					
PostBac Cr	1.40	2.07	0.67	48%	0.00	0.00	0.00	-	0.00	0.00	0	-	1.40	2.07					
Masters	94.25	91.67	-2.58	-3%	31.75	32.25	0.50	2%	1.00	0.67	0	-33%	127.00	124.59					
Doctoral	1.25	1.33	0.08	6%	0.00	0.00	0.00	-	0.00	0.00	0	-	1.25	1.33					
Return fr Absence	0.00	0.00	0.00	-	0.00	0.00	0.00	-	0.00	0.00	0	-	0.00	0.00					
Transitory	0.00	0.00	0.00	-	0.00	0.00	0.00	-	0.00	0.00	0	-	0.00	0.00					
Total FTES	1,571.50	1,377.21	-194.29	-12%	58.61	53.58	-5.03	-9%	1.80	1.87	0	4%	1,631.91	1,432.66					1,433 -
Mean Unit Load																			
FT Freshmen	-	-	-	-	-	-	-	-	-	-	-	-	-	-					
Freshmen	6.03	6.19	0.16	2.7%	12.98	5.35	-7.63	-58.8%	-	-	-	-	6.16	6.17					
Sophomores	6.19	6.57	0.38	6.1%	10.14	9.00	-1.14	-11.2%	12.00	-	-	-	6.33	6.60					
Juniors	6.74	7.15	0.41	6.1%	10.91	8.22	-2.70	-24.7%	-	12.00	-	-	6.77	7.16					
Seniors	6.23	6.36	0.12	2.0%	7.00	8.46	1.45	20.8%	-	6.00	-	-	6.24	6.39					
PostBac	5.40	3.00	-2.40	-44.4%	-	-	-	-	-	-	-	-	5.40	3.00					
PostBac Cr	4.20	6.21	2.01	47.9%	-	-	-	-	-	-	-	-	4.20	6.21					
Masters	5.41	5.82	0.41	7.6%	5.69	5.69	0.00	0.1%	6.00	8.04	2.04	34.0%	5.48	5.79					
Doctoral	7.50	3.99	-3.51	-46.8%	-	-	-	-	-	-	-	-	7.50	3.99					
Total	6.37	6.64	0.27	4.2%	6.94	6.61	-0.33	-4.8%	8.00	8.68	0.68	8.5%	6.39	6.64					
FTES College of Disc																			
A&L	260.32	243.62	-16.70	-6%	4.40	2.60	-1.80	-41%	0.20	0.00	-0.20	-100%	264.92	246.22					
BPA	360.55	319.25	-41.30	-11%	27.98	15.22	-12.76	-46%	1.00	0.93	-0.07	-7%	389.53	335.40					
Educ	10.75	9.60	-1.15	-11%	.00	.00	0.00	-	0.00	0.00	0.00	-	10.75	9.60					
NSci	358.95	334.25	-24.70	-7%	23.23	34.23	11.00	47%	0.00	0.93	0.93	-	382.18	369.41					
SBS	580.93	470.48	-110.45	-19%	3.00	1.53	-1.47	-49%	0.60	0.00	-0.60	-100%	584.53	472.01					
UNV	0.00	0.00	0.00	-	.00	.00	0.00	-	0.00	0.00	0.00	-	0.00	0.00					
Total	1,571.50	1,377.20	-194.30	-12%	58.61	53.58	-5.03	-9%	1.80	1.86	0.06	3%	1,631.91	1,432.64					

Comparing 04/12/2023* to:
04/17/2024

96 Days to Summer 2024 Census on: 7/22/2024

*Comparing days to Census

	Resident				Non-Resident Foreign				Non-Resident USA				Total						
	2023	2024	N Δ	% Δ	2023	2024	N Δ	% Δ	2023	2024	N Δ	% Δ	2023	2024	Target	Target Δ	Target % Δ	N Δ	% Δ
New Students																			
FT Freshmen	0	0	0	-	0	0	0	-	0	0	0	-	0	0					
LD Transfer	0	0	0	-	0	0	0	-	0	0	0	-	0	0					
UD Transfer	0	0	0	-	0	0	0	-	0	0	0	-	0	0					
PostBac	4	0	-4	-100%	0	0	0	-	0	0	0	-	4	0					
PostBac Cr	0	0	0	-	0	0	0	-	0	0	0	-	0	0					
Masters	1	0	-1	-100%	0	0	0	-	0	0	0	-	1	0					
Doctoral	0	0	0	-	0	0	0	-	0	0	0	-	0	0					
Total	5	0	-5	-100%	0	0	0	-	0	0	0	-	5	0					
Continue/Return																			
Freshmen	13	17	4	31%	0	0	0	-	0	0	0	-	13	17					
Sophomores	134	129	-5	-4%	7	2	-5	-71%	1	0	-1	-100%	142	131					
Juniors	1,398	1,192	-206	-15%	12	9	-3	-25%	0	1	1	-	1,410	1,202					
Seniors	1,645	1,343	-302	-18%	26	24	-2	-8%	0	1	1	-	1,671	1,368					
PostBac	1	3	2	200%	0	0	0	-	0	0	0	-	1	3					
PostBac Cr	5	5	0	0%	0	0	0	-	0	0	0	-	5	5					
Masters	193	187	-6	-3%	64	69	5	8%	2	1	-1	-50%	259	257					
Doctoral	1	3	2	200%	0	0	0	-	0	0	0	-	1	3					
Return fr Absence	0	0	0	-	0	0	0	-	0	0	0	-	0	0					
Transitory	0	0	0	-	0	0	0	-	0	0	0	-	0	0					
Total	3,390	2,879	-511	-15%	109	104	-5	-5%	3	3	0	0%	3,502	2,986					
Total Headcount	3,395	2,879	-516	-15%	109	104	-5	-5%	3	3	0	0%	3,507	2,986					2,986 -
FTES All Students																			
FT Freshmen	0.00	0.00	0.00	-	0.00	0.00	0.00	-	0.00	0.00	0	-	0.00	0.00					
Freshmen	6.27	6.80	0.53	8%	0.00	0.00	0.00	-	0.00	0.00	0	-	6.27	6.80					
Sophomores	57.27	56.53	-0.74	-1%	4.73	1.00	-3.73	-79%	0.80	0.00	-1	-100%	62.80	57.53					
Juniors	623.40	567.20	-56.20	-9%	8.73	4.73	-4.00	-46%	0.00	0.60	1	-	632.13	572.53					
Seniors	686.00	570.27	-115.73	-17%	11.87	13.53	1.66	14%	0.00	0.40	0	-	697.87	584.20					
PostBac	1.80	0.60	-1.20	-67%	0.00	0.00	0.00	-	0.00	0.00	0	-	1.80	0.60					
PostBac Cr	1.20	2.07	0.87	73%	0.00	0.00	0.00	-	0.00	0.00	0	-	1.20	2.07					
Masters	89.50	89.33	-0.17	0%	31.25	32.50	1.25	4%	1.00	0.67	0	-33%	121.75	122.50					
Doctoral	0.75	1.08	0.33	44%	0.00	0.00	0.00	-	0.00	0.00	0	-	0.75	1.08					
Return fr Absence	0.00	0.00	0.00	-	0.00	0.00	0.00	-	0.00	0.00	0	-	0.00	0.00					
Transitory	0.00	0.00	0.00	-	0.00	0.00	0.00	-	0.00	0.00	0	-	0.00	0.00					
Total FTES	1,466.19	1,293.88	-172.31	-12%	56.58	51.76	-4.82	-9%	1.80	1.67	0	-7%	1,524.57	1,347.31					1,347 -
Mean Unit Load																			
FT Freshmen	-	-	-	-	-	-	-	-	-	-	-	-	-	-					
Freshmen	7.23	6.00	-1.23	-17.1%	-	-	-	-	-	-	-	-	7.23	6.00					
Sophomores	6.41	6.57	0.16	2.5%	10.14	7.50	-2.64	-26.0%	12.00	-	-	-	6.63	6.59					
Juniors	6.69	7.14	0.45	6.7%	10.91	7.88	-3.03	-27.8%	-	9.00	-	-	6.72	7.14					
Seniors	6.26	6.37	0.11	1.8%	6.85	8.46	1.61	23.5%	-	6.00	-	-	6.26	6.41					
PostBac	5.40	3.00	-2.40	-44.4%	-	-	-	-	-	-	-	-	5.40	3.00					
PostBac Cr	3.60	6.21	2.61	72.5%	-	-	-	-	-	-	-	-	3.60	6.21					
Masters	5.54	5.73	0.20	3.5%	5.86	5.65	-0.21	-3.5%	6.00	8.04	2.04	34.0%	5.62	5.72					
Doctoral	9.00	4.32	-4.68	-52.0%	-	-	-	-	-	-	-	-	9.00	4.32					
Total	6.40	6.65	0.25	3.9%	6.93	6.53	-0.40	-5.8%	8.00	7.68	-0.32	-4.0%	6.42	6.64					
FTES College of Disc																			
A&L	237.52	224.82	-12.70	-5%	3.40	2.40	-1.00	-29%	0.20	0.00	-0.20	-100%	241.12	227.22					
BPA	347.43	307.13	-40.30	-12%	28.93	14.02	-14.91	-52%	1.00	0.73	-0.27	-27%	377.36	321.88					
Educ	8.15	9.35	1.20	15%	.00	.00	0.00	-	0.00	0.00	0.00	-	8.15	9.35					
NSci	328.48	310.97	-17.51	-5%	21.45	33.82	12.37	58%	0.00	0.93	0.93	-	349.93	345.72					
SBS	544.60	441.62	-102.98	-19%	2.80	1.53	-1.27	-45%	0.60	0.00	-0.60	-100%	548.00	443.15					
UNV	0.00	0.00	0.00	-	.00	.00	0.00	-	0.00	0.00	0.00	-	0.00	0.00					
Total	1,466.18	1,293.89	-172.29	-12%	56.58	51.77	-4.81	-9%	1.80	1.66	-0.14	-8%	1,524.56	1,347.32					

Comparing 04/11/2023* to:
04/16/2024

97 Days to Summer 2024 Census on: 7/22/2024

*Comparing days to Census	Resident				Non-Resident Foreign				Non-Resident USA				Total						
	2023	2024	N Δ	% Δ	2023	2024	N Δ	% Δ	2023	2024	N Δ	% Δ	2023	2024	Target	Target Δ	Target % Δ	N Δ	% Δ
New Students																			
FT Freshmen	0	0	0	-	0	0	0	-	0	0	0	-	0	0					
LD Transfer	0	0	0	-	0	0	0	-	0	0	0	-	0	0					
UD Transfer	0	0	0	-	0	0	0	-	0	0	0	-	0	0					
PostBac	3	0	-3	-100%	0	0	0	-	0	0	0	-	3	0					
PostBac Cr	0	0	0	-	0	0	0	-	0	0	0	-	0	0					
Masters	1	0	-1	-100%	0	0	0	-	0	0	0	-	1	0					
Doctoral	0	0	0	-	0	0	0	-	0	0	0	-	0	0					
Total	4	0	-4	-100%	0	0	0	-	0	0	0	-	4	0					
Continue/Return																			
Freshmen	13	17	4	31%	0	0	0	-	0	0	0	-	13	17					
Sophomores	129	123	-6	-5%	7	1	-6	-86%	1	0	-1	-100%	137	124					
Juniors	1,348	1,153	-195	-14%	6	9	3	50%	0	1	1	-	1,354	1,163					
Seniors	1,613	1,319	-294	-18%	26	24	-2	-8%	0	1	1	-	1,639	1,344					
PostBac	1	2	1	100%	0	0	0	-	0	0	0	-	1	2					
PostBac Cr	5	5	0	0%	0	0	0	-	0	0	0	-	5	5					
Masters	190	175	-15	-8%	61	68	7	11%	2	0	-2	-100%	253	243					
Doctoral	1	3	2	200%	0	0	0	-	0	0	0	-	1	3					
Return fr Absence	0	0	0	-	0	0	0	-	0	0	0	-	0	0					
Transitory	0	0	0	-	0	0	0	-	0	0	0	-	0	0					
Total	3,300	2,797	-503	-15%	100	102	2	2%	3	2	-1	-33%	3,403	2,901					
Total Headcount	3,304	2,797	-507	-15%	100	102	2	2%	3	2	-1	-33%	3,407	2,901					2,901 -
FTES All Students																			
FT Freshmen	0.00	0.00	0.00	-	0.00	0.00	0.00	-	0.00	0.00	0	-	0.00	0.00					
Freshmen	6.33	6.80	0.47	7%	0.00	0.00	0.00	-	0.00	0.00	0	-	6.33	6.80					
Sophomores	54.93	54.20	-0.73	-1%	4.73	0.33	-4.40	-93%	0.80	0.00	-1	-100%	60.46	54.53					
Juniors	602.13	550.40	-51.73	-9%	4.00	4.73	0.73	18%	0.00	0.60	1	-	606.13	555.73					
Seniors	674.33	559.87	-114.46	-17%	11.87	13.53	1.66	14%	0.00	0.40	0	-	686.20	573.80					
PostBac	1.40	0.40	-1.00	-71%	0.00	0.00	0.00	-	0.00	0.00	0	-	1.40	0.40					
PostBac Cr	1.20	2.07	0.87	73%	0.00	0.00	0.00	-	0.00	0.00	0	-	1.20	2.07					
Masters	88.50	85.83	-2.67	-3%	30.00	32.25	2.25	8%	1.00	0.00	-1	-100%	119.50	118.08					
Doctoral	0.75	1.08	0.33	44%	0.00	0.00	0.00	-	0.00	0.00	0	-	0.75	1.08					
Return fr Absence	0.00	0.00	0.00	-	0.00	0.00	0.00	-	0.00	0.00	0	-	0.00	0.00					
Transitory	0.00	0.00	0.00	-	0.00	0.00	0.00	-	0.00	0.00	0	-	0.00	0.00					
Total FTES	1,429.57	1,260.65	-168.92	-12%	50.60	50.84	0.24	0%	1.80	1.00	-1	-44%	1,481.97	1,312.49					1,312 -
Mean Unit Load																			
FT Freshmen	-	-	-	-	-	-	-	-	-	-	-	-	-	-					
Freshmen	7.30	6.00	-1.30	-17.9%	-	-	-	-	-	-	-	-	7.30	6.00					
Sophomores	6.39	6.61	0.22	3.5%	10.14	4.95	-5.19	-51.2%	12.00	-	-	-	6.62	6.60					
Juniors	6.70	7.16	0.46	6.9%	10.00	7.88	-2.12	-21.2%	-	9.00	-	-	6.71	7.17					
Seniors	6.27	6.37	0.10	1.5%	6.85	8.46	1.61	23.5%	-	6.00	-	-	6.28	6.40					
PostBac	5.25	3.00	-2.25	-42.9%	-	-	-	-	-	-	-	-	5.25	3.00					
PostBac Cr	3.60	6.21	2.61	72.5%	-	-	-	-	-	-	-	-	3.60	6.21					
Masters	5.56	5.89	0.33	5.9%	5.90	5.69	-0.21	-3.6%	6.00	-	-	-	5.65	5.83					
Doctoral	9.00	4.32	-4.68	-52.0%	-	-	-	-	-	-	-	-	9.00	4.32					
Total	6.41	6.67	0.26	4.0%	6.69	6.53	-0.16	-2.4%	8.00	1.00	-0.50	-6.3%	6.42	6.66					
FTES College of Disc																			
A&L	233.27	219.15	-14.12	-6%	3.40	2.40	-1.00	-29%	0.20	0.00	-0.20	-100%	236.87	221.55					
BPA	339.48	297.70	-41.78	-12%	24.60	13.62	-10.98	-45%	1.00	0.73	-0.27	-27%	365.08	312.05					
Educ	8.35	9.35	1.00	12%	.00	.00	0.00	-	0.00	0.00	0.00	-	8.35	9.35					
NSci	321.95	303.90	-18.05	-6%	20.20	33.30	13.10	65%	0.00	0.27	0.27	-	342.15	337.47					
SBS	526.53	430.55	-95.98	-18%	2.40	1.53	-0.87	-36%	0.60	0.00	-0.60	-100%	529.53	432.08					
UNV	0.00	0.00	0.00	-	.00	.00	0.00	-	0.00	0.00	0.00	-	0.00	0.00					
Total	1,429.58	1,260.65	-168.93	-12%	50.60	50.85	0.25	0%	1.80	1.00	-0.80	-44%	1,481.98	1,312.50					

Comparing 04/10/2023* to:
04/15/2024

98 Days to Summer 2024 Census on: 7/22/2024

*Comparing days to Census	Resident				Non-Resident Foreign				Non-Resident USA				Total							
	2023	2024	N Δ	% Δ	2023	2024	N Δ	% Δ	2023	2024	N Δ	% Δ	2023	2024	Target	Target Δ	Target % Δ	N Δ	% Δ	
New Students																				
FT Freshmen	0	0	0	-	0	0	0	-	0	0	0	-	0	0						
LD Transfer	0	0	0	-	0	0	0	-	0	0	0	-	0	0						
UD Transfer	0	0	0	-	0	0	0	-	0	0	0	-	0	0						
PostBac	1	0	-1	-100%	0	0	0	-	0	0	0	-	1	0						
PostBac Cr	0	0	0	-	0	0	0	-	0	0	0	-	0	0						
Masters	1	0	-1	-100%	0	0	0	-	0	0	0	-	1	0						
Doctoral	0	0	0	-	0	0	0	-	0	0	0	-	0	0						
Total	2	0	-2	-100%	0	0	0	-	0	0	0	-	2	0						
Continue/Return																				
Freshmen	12	17	5	42%	0	0	0	-	0	0	0	-	12	17						
Sophomores	120	112	-8	-7%	6	1	-5	-83%	1	0	-1	-100%	127	113						
Juniors	1,280	1,099	-181	-14%	5	8	3	60%	0	0	0	-	1,285	1,107						
Seniors	1,582	1,284	-298	-19%	25	23	-2	-8%	0	0	0	-	1,607	1,307						
PostBac	1	2	1	100%	0	0	0	-	0	0	0	-	1	2						
PostBac Cr	5	4	-1	-20%	0	0	0	-	0	0	0	-	5	4						
Masters	187	172	-15	-8%	60	67	7	12%	2	0	-2	-100%	249	239						
Doctoral	1	2	1	100%	0	0	0	-	0	0	0	-	1	2						
Return fr Absence	0	0	0	-	0	0	0	-	0	0	0	-	0	0						
Transitory	0	0	0	-	0	0	0	-	0	0	0	-	0	0						
Total	3,188	2,692	-496	-16%	96	99	3	3%	3	0	-3	-100%	3,287	2,791						
Total Headcount	3,190	2,692	-498	-16%	96	99	3	3%	3	0	-3	-100%	3,289	2,791						
FTES All Students																				
FT Freshmen	0.00	0.00	0.00	-	0.00	0.00	0.00	-	0.00	0.00	0	-	0.00	0.00						
Freshmen	5.93	6.80	0.87	15%	0.00	0.00	0.00	-	0.00	0.00	0	-	5.93	6.80						
Sophomores	49.87	49.20	-0.67	-1%	3.80	0.33	-3.47	-91%	0.80	0.00	-1	-100%	54.47	49.53						
Juniors	568.07	526.93	-41.14	-7%	3.80	4.53	0.73	19%	0.00	0.00	0	-	571.87	531.46						
Seniors	659.80	546.73	-113.07	-17%	10.67	12.80	2.13	20%	0.00	0.00	0	-	670.47	559.53						
PostBac	0.60	0.40	-0.20	-33%	0.00	0.00	0.00	-	0.00	0.00	0	-	0.60	0.40						
PostBac Cr	1.20	1.67	0.47	39%	0.00	0.00	0.00	-	0.00	0.00	0	-	1.20	1.67						
Masters	86.00	83.08	-2.92	-3%	29.33	30.83	1.50	5%	1.00	0.00	-1	-100%	116.33	113.91						
Doctoral	0.75	0.83	0.08	11%	0.00	0.00	0.00	-	0.00	0.00	0	-	0.75	0.83						
Return fr Absence	0.00	0.00	0.00	-	0.00	0.00	0.00	-	0.00	0.00	0	-	0.00	0.00						
Transitory	0.00	0.00	0.00	-	0.00	0.00	0.00	-	0.00	0.00	0	-	0.00	0.00						
Total FTES	1,372.22	1,215.64	-156.58	-11%	47.60	48.49	0.89	2%	1.80	0.00	-2	-100%	1,421.62	1,264.13						
Mean Unit Load																				
FT Freshmen	-	-	-	-	-	-	-	-	-	-	-	-	-	-						
Freshmen	7.41	6.00	-1.41	-19.1%	-	-	-	-	-	-	-	-	7.41	6.00						
Sophomores	6.23	6.59	0.36	5.7%	9.50	4.95	-4.55	-47.9%	12.00	-	-	-	6.43	6.57						
Juniors	6.66	7.19	0.53	8.0%	11.40	8.49	-2.91	-25.5%	-	-	-	-	6.68	7.20						
Seniors	6.26	6.39	0.13	2.1%	6.40	8.35	1.95	30.4%	-	-	-	-	6.26	6.42						
PostBac	4.50	3.00	-1.50	-33.3%	-	-	-	-	-	-	-	-	4.50	3.00						
PostBac Cr	3.60	6.26	2.66	74.0%	-	-	-	-	-	-	-	-	3.60	6.26						
Masters	5.49	5.80	0.31	5.6%	5.87	5.52	-0.34	-5.9%	6.00	-	-	-	5.58	5.72						
Doctoral	9.00	4.98	-4.02	-44.7%	-	-	-	-	-	-	-	-	9.00	4.98						
Total	6.37	6.68	0.31	4.9%	6.52	6.41	-0.11	-1.7%	8.00	-	-	-	6.38	6.67						
FTES College of Disc																				
A&L	221.67	205.42	-16.25	-7%	3.40	2.20	-1.20	-35%	0.20	0.00	-0.20	-100%	225.27	207.62						
BPA	329.10	290.12	-38.98	-12%	22.62	13.08	-9.54	-42%	1.00	0.00	-1.00	-100%	352.72	303.20						
Educ	7.70	8.50	0.80	10%	.00	.00	0.00	-	0.00	0.00	0.00	-	7.70	8.50						
NSci	306.62	296.83	-9.79	-3%	19.38	31.68	12.30	63%	0.00	0.00	0.00	-	326.00	328.51						
SBS	507.13	414.78	-92.35	-18%	2.20	1.53	-0.67	-30%	0.60	0.00	-0.60	-100%	509.93	416.31						
UNV	0.00	0.00	0.00	-	.00	.00	0.00	-	0.00	0.00	0.00	-	0.00	0.00						
Total	1,372.22	1,215.65	-156.57	-11%	47.60	48.49	0.89	2%	1.80	0.00	-1.80	-100%	1,421.62	1,264.14						

Comparing 04/08/2023* to:
04/12/2024

101 Days to Summer 2024 Census on: 7/22/2024

*Comparing days to Census	Resident				Non-Resident Foreign				Non-Resident USA				Total						
	2023	2024	N Δ	% Δ	2023	2024	N Δ	% Δ	2023	2024	N Δ	% Δ	2023	2024	Target	Target Δ	Target % Δ	N Δ	% Δ
New Students																			
FT Freshmen	0	0	0	-	0	0	0	-	0	0	0	-	0	0					
LD Transfer	0	0	0	-	0	0	0	-	0	0	0	-	0	0					
UD Transfer	0	0	0	-	0	0	0	-	0	0	0	-	0	0					
PostBac	1	0	-1	-100%	0	0	0	-	0	0	0	-	1	0					
PostBac Cr	0	0	0	-	0	0	0	-	0	0	0	-	0	0					
Masters	1	0	-1	-100%	0	0	0	-	0	0	0	-	1	0					
Doctoral	0	0	0	-	0	0	0	-	0	0	0	-	0	0					
Total	2	0	-2	-100%	0	0	0	-	0	0	0	-	2	0					
Continue/Return																			
Freshmen	11	16	5	45%	0	0	0	-	0	0	0	-	11	16					
Sophomores	97	15	-82	-85%	5	1	-4	-80%	1	0	-1	-100%	103	16					
Juniors	1,183	667	-516	-44%	5	4	-1	-20%	0	0	0	-	1,188	671					
Seniors	1,548	1,224	-324	-21%	24	21	-3	-13%	0	0	0	-	1,572	1,245					
PostBac	1	0	-1	-100%	0	0	0	-	0	0	0	-	1	0					
PostBac Cr	2	0	-2	-100%	0	0	0	-	0	0	0	-	2	0					
Masters	184	163	-21	-11%	57	60	3	5%	2	0	-2	-100%	243	223					
Doctoral	1	2	1	100%	0	0	0	-	0	0	0	-	1	2					
Return fr Absence	0	0	0	-	0	0	0	-	0	0	0	-	0	0					
Transitory	0	0	0	-	0	0	0	-	0	0	0	-	0	0					
Total	3,027	2,087	-940	-31%	91	86	-5	-5%	3	0	-3	-100%	3,121	2,173					
Total Headcount	3,029	2,087	-942	-31%	91	86	-5	-5%	3	0	-3	-100%	3,123	2,173					2,173 -
FTES All Students																			
FT Freshmen	0.00	0.00	0.00	-	0.00	0.00	0.00	-	0.00	0.00	0	-	0.00	0.00					
Freshmen	5.33	6.40	1.07	20%	0.00	0.00	0.00	-	0.00	0.00	0	-	5.33	6.40					
Sophomores	39.47	8.07	-31.40	-80%	2.73	0.33	-2.40	-88%	0.80	0.00	-1	-100%	43.00	8.40					
Juniors	528.60	325.27	-203.33	-38%	3.80	2.60	-1.20	-32%	0.00	0.00	0	-	532.40	327.87					
Seniors	646.47	521.27	-125.20	-19%	10.47	11.60	1.13	11%	0.00	0.00	0	-	656.94	532.87					
PostBac	0.60	0.00	-0.60	-100%	0.00	0.00	0.00	-	0.00	0.00	0	-	0.60	0.00					
PostBac Cr	0.60	0.00	-0.60	-100%	0.00	0.00	0.00	-	0.00	0.00	0	-	0.60	0.00					
Masters	84.75	77.58	-7.17	-8%	27.50	27.17	-0.33	-1%	1.00	0.00	-1	-100%	113.25	104.75					
Doctoral	0.75	0.83	0.08	11%	0.00	0.00	0.00	-	0.00	0.00	0	-	0.75	0.83					
Return fr Absence	0.00	0.00	0.00	-	0.00	0.00	0.00	-	0.00	0.00	0	-	0.00	0.00					
Transitory	0.00	0.00	0.00	-	0.00	0.00	0.00	-	0.00	0.00	0	-	0.00	0.00					
Total FTES	1,306.57	939.42	-367.15	-28%	44.50	41.70	-2.80	-6%	1.80	0.00	-2	-100%	1,352.87	981.12					981 -
Mean Unit Load																			
FT Freshmen	-	-	-	-	-	-	-	-	-	-	-	-	-	-					
Freshmen	7.27	6.00	-1.27	-17.4%	-	-	-	-	-	-	-	-	7.27	6.00					
Sophomores	6.10	8.07	1.97	32.2%	8.19	4.95	-3.24	-39.6%	12.00	-	-	-	6.26	7.88					
Juniors	6.70	7.31	0.61	9.1%	11.40	9.75	-1.65	-14.5%	-	-	-	-	6.72	7.33					
Seniors	6.26	6.39	0.12	2.0%	6.54	8.29	1.74	26.6%	-	-	-	-	6.27	6.42					
PostBac	4.50	-	-	-	-	-	-	-	-	-	-	-	4.50	-					
PostBac Cr	4.50	-	-	-	-	-	-	-	-	-	-	-	4.50	-					
Masters	5.50	5.71	0.21	3.9%	5.79	5.43	-0.36	-6.1%	6.00	-	-	-	5.57	5.64					
Doctoral	9.00	4.98	-4.02	-44.7%	-	-	-	-	-	-	-	-	9.00	4.98					
Total	6.39	6.64	0.25	4.0%	6.43	6.33	-0.10	-1.6%	8.00	-	-	-	6.39	6.63					
FTES College of Disc																			
A&L	207.73	150.65	-57.08	-27%	3.00	2.00	-1.00	-33%	0.20	0.00	-0.20	-100%	210.93	152.65					
BPA	314.45	241.98	-72.47	-23%	21.45	10.92	-10.53	-49%	1.00	0.00	-1.00	-100%	336.90	252.90					
Educ	7.50	7.50	0.00	0%	.00	.00	0.00	-	0.00	0.00	0.00	-	7.50	7.50					
NSci	293.08	230.63	-62.45	-21%	17.85	27.45	9.60	54%	0.00	0.00	0.00	-	310.93	258.08					
SBS	483.80	308.65	-175.15	-36%	2.20	1.33	-0.87	-40%	0.60	0.00	-0.60	-100%	486.60	309.98					
UNV	0.00	0.00	0.00	-	.00	.00	0.00	-	0.00	0.00	0.00	-	0.00	0.00					
Total	1,306.56	939.41	-367.15	-28%	44.50	41.70	-2.80	-6%	1.80	0.00	-1.80	-100%	1,352.86	981.11					

Comparing 04/07/2023* to:
04/11/2024

102 Days to Summer 2024 Census on: 7/22/2024

*Comparing days to Census

	Resident				Non-Resident Foreign				Non-Resident USA				Total						
	2023	2024	N Δ	% Δ	2023	2024	N Δ	% Δ	2023	2024	N Δ	% Δ	2023	2024	Target	Target Δ	Target % Δ	N Δ	% Δ
New Students																			
FT Freshmen	0	0	0	-	0	0	0	-	0	0	0	-	0	0					
LD Transfer	0	0	0	-	0	0	0	-	0	0	0	-	0	0					
UD Transfer	0	0	0	-	0	0	0	-	0	0	0	-	0	0					
PostBac	0	0	0	-	0	0	0	-	0	0	0	-	0	0					
PostBac Cr	0	0	0	-	0	0	0	-	0	0	0	-	0	0					
Masters	0	0	0	-	0	0	0	-	0	0	0	-	0	0					
Doctoral	0	0	0	-	0	0	0	-	0	0	0	-	0	0					
Total	0	0	0	-	0	0	0	-	0	0	0	-	0	0					
Continue/Return																			
Freshmen	11	15	4	36%	0	0	0	-	0	0	0	-	11	15					
Sophomores	25	15	-10	-40%	0	0	0	-	0	0	0	-	25	15					
Juniors	795	594	-201	-25%	5	3	-2	-40%	0	0	0	-	800	597					
Seniors	1,517	1,152	-365	-24%	22	21	-1	-5%	0	0	0	-	1,539	1,173					
PostBac	1	0	-1	-100%	0	0	0	-	0	0	0	-	1	0					
PostBac Cr	1	0	-1	-100%	0	0	0	-	0	0	0	-	1	0					
Masters	181	156	-25	-14%	56	63	7	13%	1	0	-1	-100%	238	219					
Doctoral	1	2	1	100%	0	0	0	-	0	0	0	-	1	2					
Return fr Absence	0	0	0	-	0	0	0	-	0	0	0	-	0	0					
Transitory	0	0	0	-	0	0	0	-	0	0	0	-	0	0					
Total	2,532	1,934	-598	-24%	83	87	4	5%	1	0	-1	-100%	2,616	2,021					
Total Headcount	2,532	1,934	-598	-24%	83	87	4	5%	1	0	-1	-100%	2,616	2,021					
FTES All Students																			
FT Freshmen	0.00	0.00	0.00	-	0.00	0.00	0.00	-	0.00	0.00	0	-	0.00	0.00					
Freshmen	5.33	6.20	0.87	16%	0.00	0.00	0.00	-	0.00	0.00	0	-	5.33	6.20					
Sophomores	9.73	8.07	-1.66	-17%	0.00	0.00	0.00	-	0.00	0.00	0	-	9.73	8.07					
Juniors	360.33	288.67	-71.66	-20%	3.80	1.87	-1.93	-51%	0.00	0.00	0	-	364.13	290.54					
Seniors	633.80	493.40	-140.40	-22%	10.13	11.60	1.47	15%	0.00	0.00	0	-	643.93	505.00					
PostBac	0.20	0.00	-0.20	-100%	0.00	0.00	0.00	-	0.00	0.00	0	-	0.20	0.00					
PostBac Cr	0.20	0.00	-0.20	-100%	0.00	0.00	0.00	-	0.00	0.00	0	-	0.20	0.00					
Masters	83.50	74.83	-8.67	-10%	27.00	28.92	1.92	7%	0.25	0.00	0	-100%	110.75	103.75					
Doctoral	0.75	0.83	0.08	11%	0.00	0.00	0.00	-	0.00	0.00	0	-	0.75	0.83					
Return fr Absence	0.00	0.00	0.00	-	0.00	0.00	0.00	-	0.00	0.00	0	-	0.00	0.00					
Transitory	0.00	0.00	0.00	-	0.00	0.00	0.00	-	0.00	0.00	0	-	0.00	0.00					
Total FTES	1,093.84	872.00	-221.84	-20%	40.93	42.39	1.46	4%	0.25	0.00	0	-100%	1,135.02	914.39					
Mean Unit Load																			
FT Freshmen	-	-	-	-	-	-	-	-	-	-	-	-	-	-					
Freshmen	7.27	6.20	-1.07	-14.7%	-	-	-	-	-	-	-	-	7.27	6.20					
Sophomores	5.84	8.07	2.23	38.2%	-	-	-	-	-	-	-	-	5.84	8.07					
Juniors	6.80	7.29	0.49	7.2%	11.40	9.35	-2.05	-18.0%	-	-	-	-	6.83	7.30					
Seniors	6.27	6.42	0.16	2.5%	6.91	8.29	1.38	20.0%	-	-	-	-	6.28	6.46					
PostBac	3.00	-	-	-	-	-	-	-	-	-	-	-	3.00	-					
PostBac Cr	3.00	-	-	-	-	-	-	-	-	-	-	-	3.00	-					
Masters	5.54	5.76	0.22	4.0%	5.79	5.51	-0.28	-4.8%	3.00	-	-	-	5.58	5.68					
Doctoral	9.00	4.98	-4.02	-44.7%	-	-	-	-	-	-	-	-	9.00	4.98					
Total	6.38	6.65	0.27	4.2%	6.42	6.31	-0.11	-1.7%	-	-	-	-	6.38	6.63					
FTES College of Disc																			
A&L	168.80	137.58	-31.22	-18%	2.40	2.00	-0.40	-17%	0.00	0.00	0.00	-	171.20	139.58					
BPA	274.70	230.05	-44.65	-16%	19.38	10.38	-9.00	-46%	0.25	0.00	-0.25	-100%	294.33	240.43					
Educ	7.10	6.90	-0.20	-3%	.00	.00	0.00	-	0.00	0.00	0.00	-	7.10	6.90					
NSci	252.68	211.75	-40.93	-16%	17.35	29.00	11.65	67%	0.00	0.00	0.00	-	270.03	240.75					
SBS	390.57	285.72	-104.85	-27%	1.80	1.00	-0.80	-44%	0.00	0.00	0.00	-	392.37	286.72					
UNV	0.00	0.00	0.00	-	.00	.00	0.00	-	0.00	0.00	0.00	-	0.00	0.00					
Total	1,093.85	872.00	-221.85	-20%	40.93	42.38	1.45	4%	0.25	0.00	-0.25	-100%	1,135.03	914.38					

Comparing 04/06/2023* to:
04/10/2024

103 Days to Summer 2024 Census on: 7/22/2024

*Comparing days to Census	Resident				Non-Resident Foreign				Non-Resident USA				Total						
	2023	2024	N Δ	% Δ	2023	2024	N Δ	% Δ	2023	2024	N Δ	% Δ	2023	2024	Target	Target Δ	Target % Δ	N Δ	% Δ
New Students																			
FT Freshmen	0	0	0	-	0	0	0	-	0	0	0	-	0	0					
LD Transfer	0	0	0	-	0	0	0	-	0	0	0	-	0	0					
UD Transfer	0	0	0	-	0	0	0	-	0	0	0	-	0	0					
PostBac	0	0	0	-	0	0	0	-	0	0	0	-	0	0					
PostBac Cr	0	0	0	-	0	0	0	-	0	0	0	-	0	0					
Masters	0	0	0	-	0	0	0	-	0	0	0	-	0	0					
Doctoral	0	0	0	-	0	0	0	-	0	0	0	-	0	0					
Total	0	0	0	-	0	0	0	-	0	0	0	-	0	0					
Continue/Return																			
Freshmen	11	14	3	27%	0	0	0	-	0	0	0	-	11	14					
Sophomores	21	14	-7	-33%	0	0	0	-	0	0	0	-	21	14					
Juniors	638	128	-510	-80%	3	1	-2	-67%	0	0	0	-	641	129					
Seniors	1,426	799	-627	-44%	21	14	-7	-33%	0	0	0	-	1,447	813					
PostBac	1	0	-1	-100%	0	0	0	-	0	0	0	-	1	0					
PostBac Cr	1	0	-1	-100%	0	0	0	-	0	0	0	-	1	0					
Masters	171	131	-40	-23%	45	53	8	18%	0	0	0	-	216	184					
Doctoral	1	1	0	0%	0	0	0	-	0	0	0	-	1	1					
Return fr Absence	0	0	0	-	0	0	0	-	0	0	0	-	0	0					
Transitory	0	0	0	-	0	0	0	-	0	0	0	-	0	0					
Total	2,270	1,087	-1,183	-52%	69	68	-1	-1%	0	0	0	-	2,339	1,155					
Total Headcount	2,270	1,087	-1,183	-52%	69	68	-1	-1%	0	0	0	-	2,339	1,155					1,155 -
FTES All Students																			
FT Freshmen	0.00	0.00	0.00	-	0.00	0.00	0.00	-	0.00	0.00	0	-	0.00	0.00					
Freshmen	5.33	5.80	0.47	9%	0.00	0.00	0.00	-	0.00	0.00	0	-	5.33	5.80					
Sophomores	8.60	7.47	-1.13	-13%	0.00	0.00	0.00	-	0.00	0.00	0	-	8.60	7.47					
Juniors	291.13	62.00	-229.13	-79%	2.13	0.60	-1.53	-72%	0.00	0.00	0	-	293.26	62.60					
Seniors	598.13	334.07	-264.06	-44%	9.07	6.93	-2.14	-24%	0.00	0.00	0	-	607.20	341.00					
PostBac	0.20	0.00	-0.20	-100%	0.00	0.00	0.00	-	0.00	0.00	0	-	0.20	0.00					
PostBac Cr	0.20	0.00	-0.20	-100%	0.00	0.00	0.00	-	0.00	0.00	0	-	0.20	0.00					
Masters	77.58	64.33	-13.25	-17%	22.25	24.92	2.67	12%	0.00	0.00	0	-	99.83	89.25					
Doctoral	0.75	0.33	-0.42	-56%	0.00	0.00	0.00	-	0.00	0.00	0	-	0.75	0.33					
Return fr Absence	0.00	0.00	0.00	-	0.00	0.00	0.00	-	0.00	0.00	0	-	0.00	0.00					
Transitory	0.00	0.00	0.00	-	0.00	0.00	0.00	-	0.00	0.00	0	-	0.00	0.00					
Total FTES	981.92	474.00	-507.92	-52%	33.45	32.45	-1.00	-3%	0.00	0.00	0	-	1,015.37	506.45					506 -
Mean Unit Load																			
FT Freshmen	-	-	-	-	-	-	-	-	-	-	-	-	-	-					
Freshmen	7.27	6.21	-1.05	-14.5%	-	-	-	-	-	-	-	-	7.27	6.21					
Sophomores	6.14	8.00	1.86	30.3%	-	-	-	-	-	-	-	-	6.14	8.00					
Juniors	6.84	7.27	0.42	6.1%	10.65	9.00	-1.65	-15.5%	-	-	-	-	6.86	7.28					
Seniors	6.29	6.27	-0.02	-0.3%	6.48	7.43	0.95	14.6%	-	-	-	-	6.29	6.29					
PostBac	3.00	-	-	-	-	-	-	-	-	-	-	-	3.00	-					
PostBac Cr	3.00	-	-	-	-	-	-	-	-	-	-	-	3.00	-					
Masters	5.44	5.89	0.45	8.2%	5.93	5.64	-0.29	-4.9%	-	-	-	-	5.55	5.82					
Doctoral	9.00	3.96	-5.04	-56.0%	-	-	-	-	-	-	-	-	9.00	3.96					
Total	6.38	6.36	-0.02	-0.4%	6.30	6.06	-0.25	-3.9%	-	-	-	-	6.38	6.34					
FTES College of Disc																			
A&L	151.47	70.88	-80.59	-53%	2.40	1.00	-1.40	-58%	0.00	0.00	0.00	-	153.87	71.88					
BPA	246.90	142.33	-104.57	-42%	15.65	6.72	-8.93	-57%	0.00	0.00	0.00	-	262.55	149.05					
Educ	6.30	3.60	-2.70	-43%	.00	.00	0.00	-	0.00	0.00	0.00	-	6.30	3.60					
NSci	227.62	113.93	-113.69	-50%	13.60	23.93	10.33	76%	0.00	0.00	0.00	-	241.22	137.86					
SBS	349.65	143.25	-206.40	-59%	1.80	.80	-1.00	-56%	0.00	0.00	0.00	-	351.45	144.05					
UNV	0.00	0.00	0.00	-	.00	.00	0.00	-	0.00	0.00	0.00	-	0.00	0.00					
Total	981.94	473.99	-507.95	-52%	33.45	32.45	-1.00	-3%	0.00	0.00	0.00	-	1,015.39	506.44					